



Welcome to the Rock Hall Triathlon Festival!

We are excited to host you for a great weekend of racing in Rock Hall, MD. With nautical scenery and great courses, Rock Hall delivers a great race experience.

As you get ready for race day, please take a moment to review the following pages of our athlete guide and read the emails we send you. These are all key to a safe, fun, and successful race. We know you have worked hard to stay healthy and fit leading into this event and we want to make sure you have a great race. We appreciate you racing with us and hope you achieve your athletic goals!

Finally, be sure to thank the Police, EMT's and volunteers that gave up their weekend to support this event. We appreciate their support and cannot do it without them!

Thank you for racing and we look forward to seeing you on the starting line!

***Kinetic Multisports,***  
***#GoKinetic***

**savvior****WETSUITRENTAL**

## Schedule of Events – Olympic Distance

### 1. Friday June 3, 2022

**5-7pm:** Packet Pickup @ Race Site (In the Big White Tent)

**6pm:** Pre-Race meeting @ Race Site

### 2. Saturday June 4, 2022: Race Day

**\*\*Arrival Time:** Please arrive at the race site no later than 7am\*\*

**6am:** Transition area opens

**6-7:30am:** Packet pickup/Body Marking/Chip Pick-up

**7:40am:** Swimmers walk to swim start (¼ mile walk from transition)

**7:45am:** Transition area closes (no exceptions)/Pre-race brief (swim start)

**8am:** Race Start Olympic – Time Trial Start

Race Site Address: Rock Hall Landing Marina || 21096 W. Sharp St. || Rock Hall, MD || [Directions](#)



## Schedule of Events – Sprint Distance

### 1. Saturday June 4, 2022

**5-7pm:** Packet Pickup @ Race Site (In the Big White Tent)

**6pm:** Pre-Race meeting @ Race Site

### 2. Sunday June 5, 2022: Race Day

**\*\*Arrival Time:** Please arrive at the race site no later than 8am\*\*

**7am:** Transition area opens

**7-8:30am:** Packet pickup, Body Marking/Chip Pick-up

**8:40am:** Swimmers walk to swim start (¼ walk from transition)

**8:45am:** Transition area closes (no exceptions)/Pre-race meeting (swim start)

**9am:** Race Start Sprint Distance – Time Trial Start

**Race Site Address:** Rock Hall Landing Marina || 21096 W. Sharp St. || Rock Hall, MD || [Directions](#)

# SAVVIOR

STRATEGIC IT CONSULTING &  
SOFTWARE DEVELOPMENT

## Digital Transformation



ENTERPRISE  
ARCHITECTURE



DATA CENTER  
CONSULTATION



SOFTWARE  
DEVELOPMENT

## Parking & Race Site Access



All parking is a short walk from the race site. Again, there no parking at the marina/transition/packet pick-up location. You will need to park and then walk a short distance with your gear, plan accordingly and count this as part of your warm-up!. To keep course traffic down, we urge spectators to carpool with their athlete(s).

### Race Parking

- 1 - Grass field between West Sharp and Chesapeake Ave
- 2 - Elementary School on West Sharp
- 3 - Rock Hall Civic Center on Civic Center Road

## Packet Pick Up / Athlete Check In

### Things to bring with you to Packet Pickup:

- **PHOTO ID REQUIRED! No ID = No Race!!!**
- Questions!

### Special notes about Packet Pickup:

- Bib #'s will be assigned and timing chips distributed at packet pick up, don't lose either one!
- **Adults:** Each adult must pick up their **OWN** race packet. This also goes for **EACH relay team member as well!**
- **Minors:** Those under the age of 18 years old may have their parent/guardian pickup their packet.
- **Race Categories:** You MAY change categories during packet pickup.



## Top 10 Things to Know About Race Day

1. Rock Hall is remote, give yourself extra travel time.
2. The Olympic distance race on Saturday features a 1.75 loop point to point swim, a 1-loop bike and 2-loop run; know your course and lap count.
3. The Sprint is a 3/4-loop point to point swim, a 1-loop bike and 1-loop run.
4. There is no substitute for pre-driving or pre-riding this, or any race course.
5. Race #'s and timing chips will be assigned on a rolling basis, first come, first serve.
6. Timing Chips are expensive and time consuming to replace, don't lose it!
7. Body marking will be located adjacent to transition, please have your bib # with you.
8. Bike-racking in transition is first come, first serve with 6 bikes per 10' rack, 3 bikes per side.
9. Post-race food and drink are free for athletes only
10. Stay safe, have fun, #GoKinetic!



## Course Cut-Off Times

Athletes competing in this triathlon must finish the swim-bike-run segments within the cumulative cut off times published below. Participants arriving in transition after these times will need to turn in their timing chip and will not be allowed to start the following segment.

### **Olympic Triathlon/Aquabike:**

Athletes have 4 hours to complete the entire event. Cumulative cut-offs will be:

**Swim:** 1 hour | **Bike:** 3 hours | **Run/Finish:** 4 hours

### **Sprint Triathlon/Aquabike:**

Athletes have 2.5 hours to complete the entire event. Cumulative cut-offs will be:

**Swim:** 1 hour | **Bike:** 2 hours | **Run/Finish:** 2.5 hours



## Transition Area

Triathletes may enter the transition area during posted packet pick up times. All bikes must be racked and transition preparation completed 15-minutes before the start of the first swimmer. There is no overnight racking and please, athletes only in transition.

Bike racking is first come, first serve with each 10' section of bike rack holding 6 bikes (3 per side). Please be courteous of the space and belongings of other racers before, during, and after the race.

Not that once your race is over, many others are still racing and we want everyone to have the best race experience possible. Please be considerate of others still racing when gathering your gear and exiting the race site/transition area.




## Race Numbers

**Race Numbers:** Each athlete will receive three (3) race numbers...

1. **Helmet #** - The smallest # sticker goes on the front of your cycling helmet.
2. **Bike #** - The largest sticker has your race # on it twice. Peel off the back and fold it over your bike's top tube or seat post. Be sure to leave it on there for your next group ride...
3. **Run #** - The Tyvek bib # with a small in each corner is your run #. Worn facing forward on the run course only. Safety pins are available for free, Kinetic race belts are \$10 in the store.

Please refer to the Kinetic Multisports website under Novice Athletes for more information on number placement.



## Timing Chips

**Timing Chips:** Each athlete will receive their timing chip at athlete check in, *we highly recommend putting it on immediately.*

1. Timing chips are expensive and difficult to replace.
2. There is a \$50 replacement fee if you lose or otherwise fail to return your chip.
3. We recommend the left ankle, non-chainring side.
4. Split points are noted by yellow cones and located throughout the event, be sure to cross them so can get splits!
5. If you DNF, please return your chip to the finish line.



## Body Marking

Be sure to get a body marked race morning. We recommend racking your bike first, then circling back with your bib # to the body marking area just outside of transition. You'll get #'s on both shoulders, both quads and left hand along with your USAT Age or Category on your calf. **(Bring your BIB # to get body marked!)**

## Aid Stations

### Olympic Triathlon/Aquabike

- **Bike:** No aid stations on the Olympic Bike Course.
- **Run:** Aid stations approximately every 1– 1.5 miles on the run course with Water & Gatorade Endurance.

### Sprint Triathlon/Aquabike


- **Bike:** No aid stations on the Sprint Bike Course.
- **Run:** Aid stations approximately every 1– 1.5 miles on the run course with Water & Gatorade Endurance.

## Results

Tentative results will be online at the following link:

<https://runsignup.com/Race/Results/13266#resultSetId-256008;perpage:10>

A separate email will be sent with athlete tracking information so you can sign up for real-time splits, finish times and category placement. All online and text results are preliminary and can shift as we approach the awards ceremony.



Questions about results can be directed to the timing team located near the finish line.



## USAT Penalties

USAT Officials will post the penalty list at the awards area 15 minutes prior to the awards ceremony. After race day penalties can be found under category results on our website, [HERE](#). Race officials are valued members of our team and ambassadors for our sport. Their focus is on safety, education and enforcing the competitive rules.

**Questions or concerns about USAT penalties** can be directed towards the USAT Official who will remain at the race site until after the awards ceremony.



## USA Triathlon

USA Triathlon is the national governing body for the sport of triathlon. Being a USAT Annual or One-Day member provides event organizers and participants with the necessary liability insurance coverage to host an event.

For information, please contact USA Triathlon [HERE](#).

Read USA Triathlon Most Commonly Violated Rules - [HERE](#)

Read the USA Triathlon Competitive Rules (Complete List) - [HERE](#)



### *Wetsuit Rules*

Kinetic Multisports abides by USAT cutoffs concerning water temperature and wetsuit eligibility:

- 78° F or below: Wetsuits ARE Allowed
- 78.1° F to 83.9° F: Participants may wear a wetsuit at their own discretion; however, wearing a wetsuit in this temperature range will mean that the athletes are ineligible for awards. Results for athletes that wear wetsuits in this temperature range will be listed separately from standard Overall Results
- 84° F and above: wetsuits are **NOT** permitted—this is for your own safety.

### *Water Temperature*

The preliminary water temperature will be posted on the Kinetic Multisports Facebook/Instagram page 48 hours before race start. The “Official” water temperature reading to determine wetsuit eligibility will be taken by the USAT official race morning and announced 90 minutes prior to race start.

## WETSUIT RENTAL

**ORDER BY TUESDAY FOR THIS  
WEEKEND**

AFTER TUESDAY EXPRESS  
SHIPPING AVAILABLE

**THE ORIGINAL &  
MOST TRUSTED  
WETSUIT RENTAL STORE**

**LONGEST RENTAL  
NO HIDDEN CHARGES**



**COMPANY INFO**  
1000 NORTH HAMILTON ST STE C5  
CHANDLER, AZ 85225

CALL US: 360-297-1818

[HTTPS://WWW.WETSUITRENTAL.COM/](https://www.wetsuitrental.com/)

RENT NOW



**ABRAMS LANDAU, Ltd.**  
 INJURY LAW FIRM

#### PRACTICE AREAS

THE ATTORNEYS OF ABRAMS LANDAU LTD., CONCENTRATE ON SEVERAL SPECIFIC AREAS OF PERSONAL INJURY LAW, INCLUDING SOCIAL SECURITY DISABILITY, WORKERS COMPENSATION, AND OTHER ON-THE-JOB INJURIES. ADDITIONALLY, WE ADVOCATE FOR THOSE INJURED IN CAR ACCIDENTS, AT AIRPORTS AND OTHER PUBLIC PREMISES, AND WHILE PARTICIPATING IN AMATEUR SPORTS AND FITNESS ACTIVITIES



**PERSONAL INJURY**



**SOCIAL SECURITY DISABILITY**



**WORKERS COMPENSATION**



**AIRPORT INJURY**



**PREMISES LIABILITY**



**SPORTS CASES**

#### ABOUT US

LOCATED IN HERNDON, VA., ABRAMS LANDAU LTD., CONCENTRATES ON SEVERAL SPECIFIC AREAS OF PERSONAL INJURY LAW, INCLUDING SOCIAL SECURITY DISABILITY, WORKERS COMPENSATION, AND OTHER ON-THE-JOB INJURIES. ABRAMS LANDAU LTD., HAS BEEN REPRESENTING CLIENTS UP AND DOWN THE EAST COAST SINCE 2000.

**PHONE:** (703) 796-9555

**EMAIL:** FRONTDESK@LANDAULAWSHOP.COM

**ADDRESS:** 797 CENTER STREET, HERNDON, VA 20170

FOLLOW US:






# KINETIC MULTISPORTS SHOP

**Race Belt**



**Hats and Visor**



**Clothing**



**SHOP NOW**

## Swim

- The swim course map is posted on the Kinetic Multisports website.
- The Olympic is a point-to-point, 1.75 loop swim course, athletes stay in the water to start their 2<sup>nd</sup> lap.
- The Sprint features a point-to-point swim course.
- The swim features a time trial start, 2 athletes every 2-3 seconds, pick a buddy and go!
- Swim Start is at the Kent County bulkhead, look for the Oysterman statue.
- Swim Finish is at the end of “A-Dock” adjacent to the Waterman’s Restaurant.
- There is a 200-meter run back to transition, shoes may be staged along swim exit path.
- There will NOT be wetsuit strippers.
- Lifeguards and rescue craft will be available throughout the swim for emergency assistance. If you need assistance, roll on your back (float) and signal for help.
- You may briefly rest by holding onto safety kayaks; kayakers cannot provide forward assist.
- There is a sandbar just inside the center of the swim course with depths of 2-3’, stand as needed.
- **Water safety does not make up for a lack of training in open water swimming.**
- If you do not finish the swim, please notify our staff at the swim exit.



## Bike

- The bike course map is posted on the Kinetic Multisports website.
- Knowing the course is ultimately YOUR responsibility, there is no substitute for pre-driving or pre-riding the course
- The course will be marked with yellow duct tape arrows and yellow directional signs at all turns with mileage signs in 5-mile increments.
- Though there will be police presence on the course for your safety, the course is still open to traffic please BE ALERT and BE CAREFUL!

### *Rules & Etiquette*

- You MUST wait to mount your bike until AFTER you cross the mounting line outside of transition. Likewise, you MUST dismount your bike BEFORE crossing the line at the end of the bike.
- Hard shell helmets must be worn and must be fastened before mounting your bike outside the transition area. Failure to fasten your helmet results in an automatic DQ.
- Ride in the right 1/3 of the lane adjacent to the shoulder. This allows faster cyclists and traffic to pass on the left.
- Crossing the yellow line is an automatic DQ.



## Run

- The run course map is posted on Kinetic Multisports website.
- The Olympic Race is 2 loops of the 5k run course.
- Olympic Athletes – Start 2<sup>nd</sup> Lap – Right Turn - Mile 3.1
- Olympic Athletes – Finish 2<sup>nd</sup> Lap – Straight to Finish (Mile 6.0)
- The Sprint is a 1-loop, 5k run.
- Aid stations will be located every 1.0-1.5 miles with ice water and Gatorade Endurance.

### *Rules & Etiquette*

- No headphones, earphones or any radio-type devices will be allowed.
- You MUST have your run bib number on your FRONT as you approach the finish line.
- Please be sure to return your timing chip at the finish line

**CONGRATULATIONS YOU DID IT!**





**#GOKINETIC**

