



Welcome to the Patriots Triathlon Festival!

On behalf of James and Charles City Counties we welcome you to America's Historic Triangle and the Patriots Triathlon. As you get ready for race day, please take a moment to review the following pages of our athlete guide and read the emails we send you. You have worked hard to stay healthy and fit leading into this event and these are all key to a safe, fun, and successful race. We appreciate you racing with us and hope you achieve your athletic goals!

This race is a community event, please be sure to thank the Police, EMT's and volunteers that gave up their weekend to make this event happen. We appreciate their support and cannot do it without them!

Thank you for racing and we look forward to seeing you on the starting line!

Kinetic Multisports,
#GoKinetic



WETSUITRENTAL



Schedule of Events – Long Course & Olympic Distance

1. Friday Sept 9

5-7pm: Packet Pick-Up @ Race Site

6pm: Pre-Race meeting @ Race Site

2. Saturday Sept 10, Race Day (Long Course & Olympic)

****Arrival Time:** Please arrive at the race site no later than 6:00am**

5:30am: Transition area opens

5:30-6:30am: Packet pickup, Body Marking, Chip Pick-up

6:40am: Transition area closes - Athletes walk to swim start

6:45am: Pre-Race Meeting / National Anthem at Swim Start

7:00am: Long Course Race Start

7:30am: Olympic Race Start

Race Site Address

Jamestown Event Beach Park
2205 Jamestown Road
Williamsburg, VA || [Directions](#)



Schedule of Events – Sprint Distance

1. Saturday Sept 10

5-7pm: Packet Pick-Up @ Race Site

6pm: Pre-Race meeting @ Race Site

2. Sunday Sept 11, Race Day (Sprint)

****Arrival Time:** Please arrive at the race site no later than 6:00am**

5:30am: Transition area opens

5:30-6:30am: Packet pickup, Body Marking, Chip Pick-up

6:40am: Transition area closes - Athletes walk to swim start

6:45am: Pre-Race Meeting / National Anthem at Swim Start

7:00am: Race Start

Race Site Address

Jamestown Event Beach Park

2205 Jamestown Road

Williamsburg, VA || [Directions](#)



Parking & Race Site Layout



Please be sure to park in designated parking areas only. This allows us to get athletes and emergency vehicles in/out of the race site as necessary. Do not park in the Jamestown Settlement lots, thank you.

Packet Pick Up / Athlete Check In

Things to bring with you to Packet Pickup:

- **PHOTO ID REQUIRED! No ID = No Race!!!**
- Questions!

Special notes about Packet Pickup:

- Bib #'s will be assigned and timing chips distributed at packet pick up, don't lose either one!
- **Adults:** Each adult must pick up their **OWN** race packet. This also goes for **EACH relay team member as well!**
- **Minors:** Those under the age of 18 years old may have their parent/guardian pickup their packet.
- **Race Categories:** You MAY change categories during packet pickup.



Top 10 Things to Know About Race Day

1. Be prepared for warm, humid conditions. Race responsibly.
2. The Long Course is a 1 loop swim, 2-loop bike and 2-loop run, know your course.
3. The Olympic is a 1-loop swim, 1-loop bike and 1-loop run; know your course.
4. The Sprint is a 1-loop swim, 1-loop bike and 1-loop run; know your course.
5. Race #'s and timing chips will be assigned on a rolling, first come, first serve basis.
6. Body marking will be located adjacent to transition, please have your bib # with you.
7. Bike-racking is first come, first serve with 6 bikes per 10' rack, 3 bikes per side.
8. We have some great post-race food and beverage options. These are free for athletes only.
9. Please support local business during your stay or come back for a training weekend!
10. Stay safe, have fun, #GoKinetic!



Course Cut-Off Times

We expect each athlete competing in this event to be properly trained to complete the race within the published cut off times. Participants who do not meet these cut offs will be asked to turn in their timing chip and will not be allowed to continue.

Long Course Triathlon/Aquabike:

Athletes have 8.0 hours to complete the entire event. *Cumulative* cut-offs are:

Swim: 1.5 hours | **Bike:** 5 hours | **Run/Finish:** 3.0 hours (1.5/lap)

Olympic Triathlon/Aquabike:

Athletes have 4 hours to complete the entire event. *Cumulative* cut-offs are:

Swim: 1 hour | **Bike:** 3 hours | **Run/Finish:** 4 hours

Sprint Triathlon/Aquabike:

Athletes have 2.5 hours to complete the entire event. *Cumulative* cut-offs are:

Swim: 1 hour | **Bike:** 2 hours | **Run/Finish:** 2.5 hours

Transition Area

Triathletes may enter the transition area during posted packet pick up times. All bikes must be racked and transition preparation completed 15-minutes before the start of the first swimmer. There is no overnight racking and please, athletes only in transition.

Bike racking is first come, first serve with each 10' section of bike rack holding 6 bikes (3 per side). Please be courteous of the space and belongings of other racers before, during, and after the race.

Please note that once your race is over, many others are still racing. Please be considerate of others still racing as you collect your belongings and make your way home.





Race Numbers

Race Numbers: Each athlete will receive three (3) race numbers...

1. The smallest number (sticky) must be worn on the front of the cycling helmet.
2. The number with 2 numbers together is to be folded over the top tube or seat post of your bicycle. It is self-adhesive.
3. The number with 4 holes is to be worn on the front of the body during the run and when crossing the finish line, we have safety pins or you can purchase a Kinetic race belt for \$10.

Please refer to the Kinetic Multisports website under Novice Athletes for more information on number placement.



Timing Chips

Timing Chips: Each athlete will receive their timing chip at athlete check in, *we highly recommend putting it on immediately.*

1. Do not lose your timing chip and be sure to return it at the finish line. There is a \$50 replacement fee if you lose or otherwise fail to return your chip.
2. We recommend the left ankle, non-chainring side.
3. Split points are noted by yellow cones and located throughout the event, be sure to cross them so can get splits!
4. If you need to stop racing, please stop by the finish line to return your chip and let our team know.



Body Marking

Be sure to get a body marked race morning. We recommend racking your bike first, then circling back with your bib # to the body marking area just outside of transition. You'll get #'s on both shoulders, both quads and left hand along with your USAT Age or Category on your calf. **(Bring your BIB # to get body marked!)**

Aid Stations

Long Course Triathlon/Aquabike

- **Bike:** Three aid station on the Bike Course with sport top water & Gatorade Endurance.
- **Run:** Aid stations approximately every 1– 1.5 miles on the run course with ice, water, Gatorade Endurance, salty snacks, etc.

Olympic Triathlon/Aquabike

- **Bike:** One aid station at the turnaround on the Olympic Bike Course, Water & Gatorade.
- **Run:** Aid stations approximately every 1– 1.5 miles on the run course with Water & Gatorade.

Sprint Triathlon/Aquabike

- **Bike:** No aid stations on the Sprint Bike Course.
- **Run:** Aid stations approximately every 1– 1.5 miles on the run course with Water & Gatorade.

Results

Tentative results as well as tracking information can be found [HERE](#).

A separate email will be sent with athlete tracking information so you can sign up for real-time splits, finish times and category placement. Remember, results are preliminary and can shift as we approach the awards ceremony.

Questions about results can be directed to the timing team located near the finish line.



USAT Penalties

USAT Officials will post the penalty list at the awards area 15 minutes prior to the awards ceremony. After race day penalties can be found under category results on our website, [HERE](#). Race officials are valued members of our team and ambassadors for our sport. Their focus is on safety, education and enforcing the competitive rules.

Questions or concerns about USAT penalties can be directed towards the USAT Official who will remain at the race site until after the awards ceremony.



USA Triathlon

USA Triathlon is the national governing body for the sport of triathlon. Being an annual member or a one-day member provides event organizers and participants with the necessary liability insurance coverage.

For information, please contact USA Triathlon [HERE](#).

Read USA Triathlon Most Commonly Violated Rules - [HERE](#)

Read the USA Triathlon Competitive Rules (Complete List) - [HERE](#)



Wetsuit Rules

Kinetic Multisports abides by USAT cutoffs concerning water temperature and wetsuit eligibility:

- 78° F or below: Wetsuits ARE Allowed
- 78.1° F to 83.9° F: Participants may wear a wetsuit at their own discretion; however, wearing a wetsuit in this temperature range will mean that the athletes are ineligible for awards. Results for athletes that wear wetsuits in this temperature range will be listed separately from standard Overall Results
- **84° F and above: wetsuits are NOT permitted—this is for your own safety.**

Water Temperature

The preliminary water temperature will be posted on the Kinetic Multisports Facebook/Instagram page 48 hours before race start. The “Official” water temperature reading to determine wetsuit eligibility will be taken by the USAT official race morning and announced 90 minutes prior to race start.

WETSUIT RENTAL

**ORDER BY TUESDAY FOR THIS
WEEKEND**

AFTER TUESDAY EXPRESS
SHIPPING AVAILABLE

**THE ORIGINAL &
MOST TRUSTED
WETSUIT RENTAL STORE**

**LONGEST RENTAL
NO HIDDEN CHARGES**



COMPANY INFO
1000 NORTH HAMILTON ST STE C5
CHANDLER, AZ 85225

CALL US: 360-297-1818

[HTTPS://WWW.WETSUITRENTAL.COM/](https://www.wetsuitrental.com/)

RENT NOW



ABRAMS LANDAU, Ltd.
 INJURY LAW FIRM

PRACTICE AREAS

THE ATTORNEYS OF ABRAMS LANDAU LTD., CONCENTRATE ON SEVERAL SPECIFIC AREAS OF PERSONAL INJURY LAW, INCLUDING SOCIAL SECURITY DISABILITY, WORKERS COMPENSATION, AND OTHER ON-THE-JOB INJURIES. ADDITIONALLY, WE ADVOCATE FOR THOSE INJURED IN CAR ACCIDENTS, AT AIRPORTS AND OTHER PUBLIC PREMISES, AND WHILE PARTICIPATING IN AMATEUR SPORTS AND FITNESS ACTIVITIES



PERSONAL INJURY



SOCIAL SECURITY DISABILITY



WORKERS COMPENSATION



AIRPORT INJURY



PREMISES LIABILITY



SPORTS CASES

ABOUT US

LOCATED IN HERNDON, VA., ABRAMS LANDAU LTD., CONCENTRATES ON SEVERAL SPECIFIC AREAS OF PERSONAL INJURY LAW, INCLUDING SOCIAL SECURITY DISABILITY, WORKERS COMPENSATION, AND OTHER ON-THE-JOB INJURIES. ABRAMS LANDAU LTD., HAS BEEN REPRESENTING CLIENTS UP AND DOWN THE EAST COAST SINCE 2000.

PHONE: (703) 796-9555

EMAIL: FRONTDESK@LANDAULAWSHOP.COM

ADDRESS: 797 CENTER STREET, HERNDON, VA 20170

FOLLOW US:






KINETIC MULTISPORTS SHOP

Race Belt



Hats and Visor



Clothing



SHOP NOW

Swim

- The swim course map is posted on the Kinetic Multisports website.
- The swim features a time trial start, 2 athletes every 2-3 seconds, pick a buddy and go!
- Swim Start and Swim Finish are both on the beach.
- Depending on the tide, there may be a current during the swim.
- Athletes may stage shoes/flip-flops at swim finish to wear for the run back to TA
- The official water temp will be taken race morning and communicated 90 minutes prior to race start. A preliminary reading will go out via email/ social Friday morning.
- Lifeguards and rescue craft will be available throughout the swim for emergency assistance. If you need assistance, roll on your back (float) and wave your hand in the air to signal for assistance.
- You may briefly rest by holding onto safety kayaks; kayakers cannot provide forward assist.
- **Water safety does not make up for a lack of training in open water swimming.**
- If you do not finish the swim, please notify our staff at the swim exit.



Bike

- The bike course map is posted on the Kinetic Multisports website.
- Knowing the course is ultimately YOUR responsibility, there is no substitute for pre-driving or pre-riding the course
- The course will be marked with yellow duct tape arrows and yellow directional signs at all turns with mileage signs in 5-mile increments.
- There will be police on course, but it is still open to traffic, ride responsibly and be careful!
- ***The Long Course Bike has a small loop that must be done TWICE!***
 - Heading East on Rt. 5 at Sturgeon Point
 - Mile 29.8 – Turn Left (Start 2nd Loop)
 - Mile 42.0 – Go Straight (Finish 2nd Loop)

Rules & Etiquette

- The roads are open to traffic (intersections are controlled), please ride to the right.
- As a general rule, ride in the right 1/3 of the lane adjacent to the shoulder and pass in the middle 1/3 of the lane. This allows faster cyclists (and traffic) to pass safely on the left.
- Mount/Dismount Line: Be sure to walk/run your bike past the yellow mount line before getting on and riding, be sure to dismount before crossing on your way back in as well.
- Hard shell helmets must be securely on and fastened before mounting your bike outside the transition area. Failure to fasten your helmet results in an automatic DQ.



Run

- The run course map is posted on the Kinetic Multisports website.
- The Long Course is 2 loops, the Olympic is 1 loop. Sprint is out and back
- There is a nice mix of paved trails, well maintained gravel paths and shade.
- Please do not run outside the coned shoulder on Jamestown Road.
- Aid stations will be located approximately every mile on the run with ice water, Gatorade Endurance and additional snacks for the Long Course athletes.

Rules & Etiquette

- No headphones, earphones or any radio-type devices will be allowed.
- You **MUST** have your run bib number on your FRONT as you approach the finish line.
- Please be sure to return your timing chip at the finish line

CONGRATULATIONS YOU DID IT!

